



**FOR IMMEDIATE RELEASE  
December 28, 2022**

**CONTACT Lisa Harrison  
202.452.7115/lharrison@steel.org**

**STEEL IMPORTS DOWN 17% IN NOVEMBER VS. OCTOBER  
Finished Import Market Share YTD at 24%**

Washington, D.C. – Based on preliminary Census Bureau data, the American Iron and Steel Institute (AISI) reported today that the U.S. imported a total of 2,006,000 net tons (NT) of steel in November 2022, including 1,758,000 net tons (NT) of finished steel (down 17.0% and 10.7%, respectively, vs. October 2022). Total and finished steel imports are up 0.2% and 14.1%, respectively, year-to-date vs. 2021. Over the 12-month period December 2021 to November 2022, total and finished steel imports are up 4.8% and 17.4%, respectively, vs. the prior 12-month period. Finished steel import market share was an estimated 22% in November and is estimated at 24% over the first eleven months of 2022.

Key steel products with a significant import increase in November compared to October are oil country goods (up 35%) and plates in coils (up 11%). Products with a significant increase in imports over the 12-month period December 2021 to November 2022 compared to the previous 12-month period include standard pipe (up 52%), oil country goods (up 48%), heavy structural shapes (up 43%), line pipe (up 41%) and wire rods (up 40%).

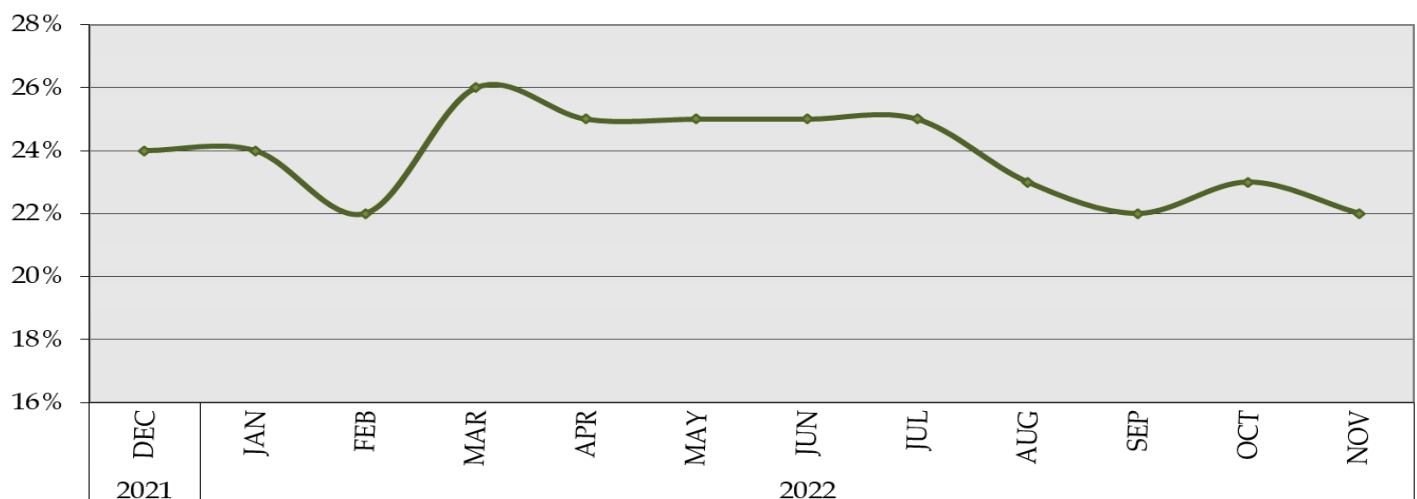
Steel Mill Product	Nov. 2022 Prelim.	Oct. 2022 Final	% var Nov. vs. Oct.	YTD 2022 (11 mo.)	YTD 2021 (11 mo.)	% var '22 vs. '21	Dec. 2021 to Nov. 2022	Dec. 2020 to Nov. 2021	% var.
Ingots and Billets and Slabs	247,474	447,651	<b>-44.7%</b>	5,231,112	8,058,935	<b>-35.1%</b>	5,859,517	8,211,479	<b>-28.6%</b>
Sheets & Strip Galv. Hot Dipped	152,802	210,628	<b>-27.5%</b>	2,610,952	2,590,650	<b>0.8%</b>	2,951,090	2,746,734	<b>7.4%</b>
Sheets Hot Rolled	167,940	163,511	<b>2.7%</b>	2,330,142	2,764,164	<b>-15.7%</b>	2,619,463	2,927,945	<b>-10.5%</b>
Oil Country Goods	257,182	190,686	<b>34.9%</b>	2,332,384	1,630,541	<b>43.0%</b>	2,545,333	1,722,667	<b>47.8%</b>
Sheets Cold Rolled	154,732	165,089	<b>-6.3%</b>	2,026,404	1,612,066	<b>25.7%</b>	2,214,365	1,716,022	<b>29.0%</b>
Plates in Coils	128,566	115,706	<b>11.1%</b>	1,501,038	1,242,592	<b>20.8%</b>	1,660,156	1,336,769	<b>24.2%</b>
Wire Rods	69,626	74,335	<b>-6.3%</b>	1,417,733	1,035,430	<b>36.9%</b>	1,531,721	1,098,048	<b>39.5%</b>
Bars - Reinforcing	62,610	95,633	<b>-34.5%</b>	1,379,307	1,264,865	<b>9.0%</b>	1,445,245	1,313,879	<b>10.0%</b>
Sheets & Strip All Other Met. Ctd.	42,320	69,018	<b>-38.7%</b>	1,027,139	1,039,814	<b>-1.2%</b>	1,137,047	1,088,817	<b>4.4%</b>
Tin Plate	73,445	83,883	<b>-12.4%</b>	1,029,165	777,749	<b>32.3%</b>	1,130,196	861,449	<b>31.2%</b>
Line Pipe	79,488	126,679	<b>-37.3%</b>	992,041	679,460	<b>46.0%</b>	1,081,559	765,384	<b>41.3%</b>
Bars - Hot Rolled	87,652	82,523	<b>6.2%</b>	901,016	802,504	<b>12.3%</b>	974,823	867,986	<b>12.3%</b>
Standard Pipe	76,829	86,142	<b>-10.8%</b>	847,094	563,146	<b>50.4%</b>	916,389	602,145	<b>52.2%</b>
Structural Shapes Heavy	59,641	103,178	<b>-42.2%</b>	757,430	539,821	<b>40.3%</b>	799,996	561,326	<b>42.5%</b>
Wire Drawn	54,214	64,105	<b>-15.4%</b>	708,715	735,350	<b>-3.6%</b>	777,785	792,116	<b>-1.8%</b>
Mechanical Tubing	50,037	62,698	<b>-20.2%</b>	644,115	546,244	<b>17.9%</b>	700,675	575,129	<b>21.8%</b>
Plates Cut Lengths	62,953	58,508	<b>7.6%</b>	574,622	525,322	<b>9.4%</b>	626,190	550,198	<b>13.8%</b>
All Other	178,454	216,008	<b>-17.4%</b>	2,329,748	2,178,031	<b>7.0%</b>	2,545,982	2,342,012	<b>8.7%</b>
<b>TOTAL</b>	<b>2,005,967</b>	<b>2,415,981</b>	<b>-17.0%</b>	<b>28,640,155</b>	<b>28,586,686</b>	<b>0.2%</b>	<b>31,517,530</b>	<b>30,080,104</b>	<b>4.8%</b>
<b>SUBTOTAL Finished Imports</b>	<b>1,758,143</b>	<b>1,967,872</b>	<b>-10.7%</b>	<b>23,394,880</b>	<b>20,510,871</b>	<b>14.1%</b>	<b>25,642,616</b>	<b>21,850,944</b>	<b>17.4%</b>

In November, the largest suppliers were Canada (525,000 NT, down 6% vs. October), Mexico (250,000 NT, down 41%), Brazil (145,000 NT, down 28%), South Korea (139,000 NT, down 31%) and Germany (118,000 NT, up 10%). Over the 12-month period December 2021 to November 2022, the largest suppliers were Canada (6,890,000 NT, no change compared to the previous 12-months), Mexico (5,440,000 NT, up 22%), South Korea (2,825,000 NT, up 4%), Brazil (2,772,000 NT, down 33%) and Japan (1,216,000 NT, up 14%). Below are charts on steel imports by country and estimated finished steel import market share in recent months.

**U.S. IMPORTS OF STEEL MILL PRODUCTS  
BY COUNTRY OF ORIGIN  
(thousands of net tons)**

COUNTRY	Nov. 2022 Prelim.	Oct. 2022 Final	% var Nov. vs. Oct.	YTD 2022 (11 mo.)	YTD 2021 (11 mo.)	% var 2022 vs. '21	Dec. 2021 to Nov. 2022	Dec. 2020 to Nov. 2021	% var.
Canada	525	561	-6.4%	6,337	6,410	-1.2%	6,890	6,881	0.1%
Mexico	250	422	-40.7%	4,887	4,207	16.2%	5,440	4,464	21.9%
South Korea	139	202	-31.3%	2,583	2,506	3.1%	2,825	2,728	3.6%
Brazil	145	202	-28.1%	2,519	4,111	-38.7%	2,772	4,150	-33.2%
Japan	104	104	-0.3%	1,142	1,014	12.6%	1,216	1,070	13.6%
Germany	118	108	10.0%	1,045	1,151	-9.2%	1,127	1,223	-7.9%
Taiwan	55	59	-6.6%	970	778	24.7%	1,078	821	31.4%
Vietnam	42	56	-24.5%	913	775	17.8%	1,075	786	36.7%
Turkey	34	67	-49.1%	962	932	3.2%	1,045	946	10.5%
India	35	53	-32.7%	627	315	98.9%	707	324	118.1%
China	28	79	-64.9%	599	389	54.1%	680	414	64.1%
Netherlands	66	67	-0.9%	551	534	3.1%	599	621	-3.5%
Russia	0	0	0.0%	465	1,520	-69.4%	579	1,523	-62.0%
Algeria	15	10	51.5%	466	311	50.1%	509	311	63.8%
Romania	42	44	-4.9%	432	348	24.3%	461	348	32.3%
All Others	407	382	6.3%	4,141	3,286	26.0%	4,516	3,470	30.1%
Total	2,006	2,416	-17.0%	28,640	28,587	0.2%	31,518	30,080	4.8%
memo EU-27	437	407	7.3%	4,017	3,371	19.2%	4,328	3,628	19.3%

Estimated Finished Steel Import Market Share for the Past 12 Months

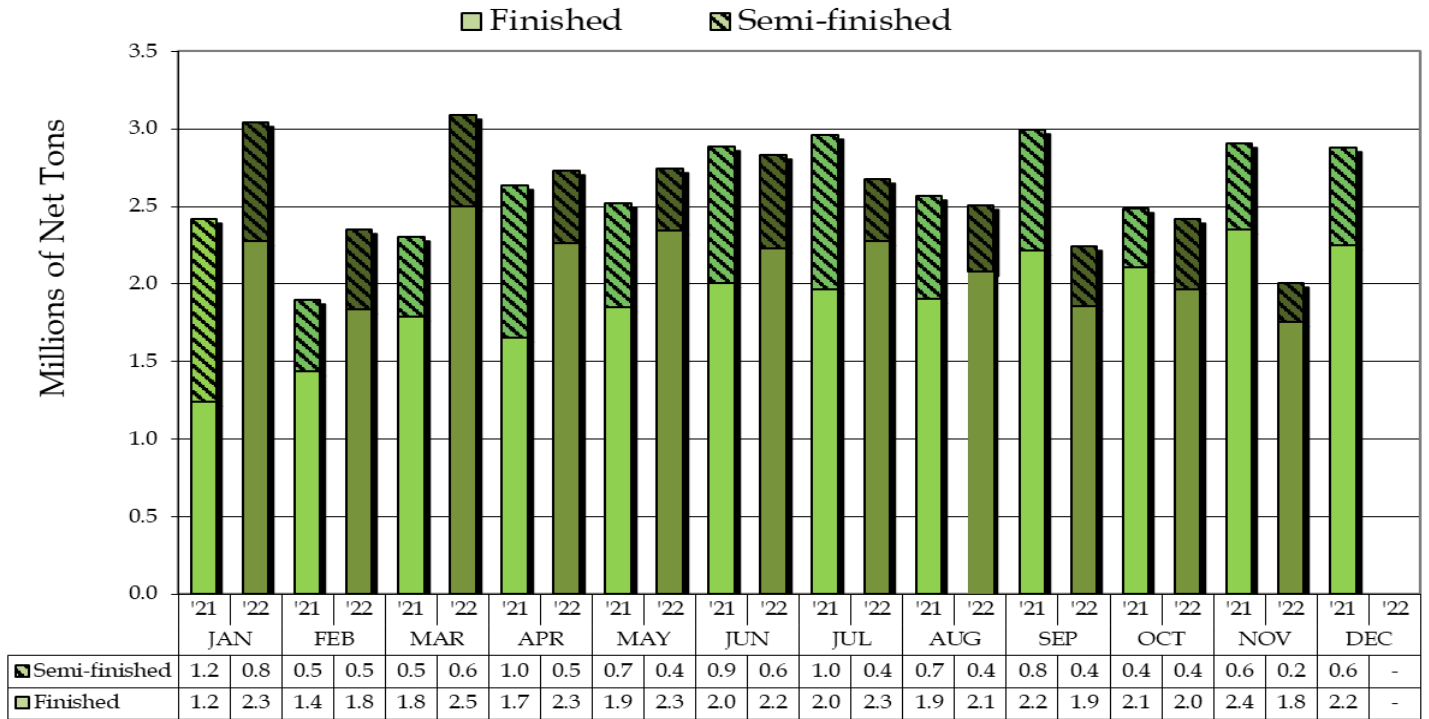


-MORE

U.S. IMPORTS OF FINISHED STEEL MILL PRODUCTS 3 MONTHS ROLLING AVERAGE (thousands of net tons)			
Steel Mill Product	Preliminary 3 Mos. Rolling Avg. Nov. '22 - Sep. '22	Final 3 Mos. Rolling Avg. Aug. '22 - Jun. '22	Current 3 Months vs. 3 Months Prior % Change
Oil Country Goods	218	224	-3.0%
Sheets & Strip Galv. Hot Dipped	182	218	-16.5%
Sheets Hot Rolled	166	228	-27.1%
Sheets Cold Rolled	156	189	-17.6%
Plates in Coils	117	160	-27.0%
Line Pipe	111	90	23.9%
Bars - Reinforcing	92	127	-27.0%
Tin Plate	85	99	-14.6%
Standard Pipe	80	74	8.7%
Bars - Hot Rolled	80	90	-11.3%
Structural Shapes Heavy	71	76	-7.2%
Sheets & Strip All Other Met. Ctd.	70	103	-32.7%
Wire Rods	69	127	-46.1%
Wire Drawn	58	65	-11.0%
Plates Cut Lengths	57	50	12.6%
Mechanical Tubing	56	61	-8.6%
All Other	196	214	-8.0%
<b>TOTAL Finished Imports</b>	<b>1,862</b>	<b>2,195</b>	<b>-15.2%</b>

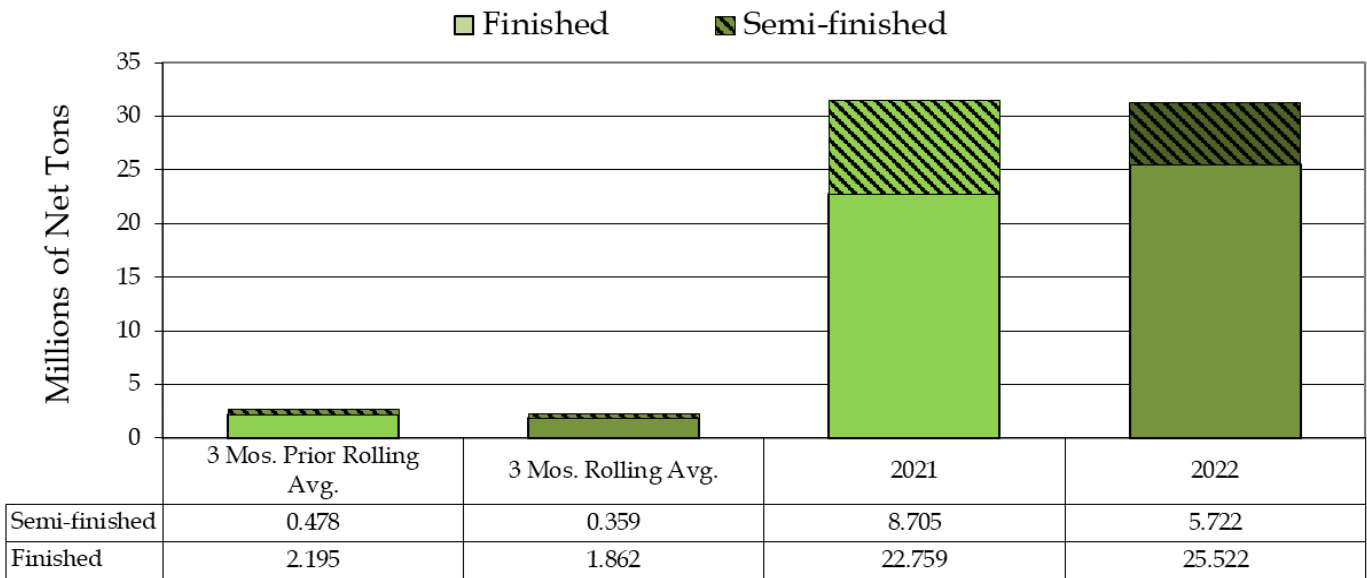
U.S. IMPORTS OF FINISHED STEEL MILL PRODUCTS 3 MONTHS ROLLING AVERAGE (thousands of net tons)			
Country	Preliminary 3 Mos. Rolling Avg. Nov. '22 - Sep. '22	Final 3 Mos. Rolling Avg. Aug. '22 - Jun. '22	Current 3 Months vs. 3 Months Prior % Change
Canada	494	542	-8.8%
Mexico	251	341	-26.3%
South Korea	215	252	-14.6%
Germany	101	92	9.8%
Japan	95	113	-16.0%
Taiwan	72	90	-20.1%
Turkey	67	91	-25.8%
Netherlands	56	56	0.5%
China	53	58	-10.1%
Vietnam	49	69	-29.5%
India	42	40	4.3%
Austria	27	26	3.4%
United Kingdom	25	26	-0.2%
Italy	25	28	-11.5%
Brazil	24	52	-52.7%
All Other	265	319	-16.9%
<b>TOTAL Finished Imports</b>	<b>1,862</b>	<b>2,195</b>	<b>-15.2%</b>

### Monthly Imports 2022 vs. 2021



% change finished imports November 2022 vs. November 2021 -25.2%

### 3 Month Rolling Averages and 2022 vs. 2021



% change semi-finished imports 3 Mos. Rolling Avg. vs. 3 Mos. Prior = -24.9%

% change finished imports 3 Mos. Rolling Avg. vs. 3 Mos. Prior = -15.2%

% change semi-finished imports 2022 vs. 2021 = -34.3%

% change finished imports 2022 vs. 2021 = +12.1%

*AISI serves as the voice of the American steel industry in the public policy arena and advances the case for steel in the marketplace as the preferred material of choice. AISI's membership is comprised of integrated and electric arc furnace steelmakers, and associate members who are suppliers to or customers of the steel industry. For more news about steel and its applications, view AISI's website at [www.steel.org](http://www.steel.org). Follow AISI on [Facebook](#), [LinkedIn](#), [Twitter](#) (@AISISSteel) or [Instagram](#).*

-#####-